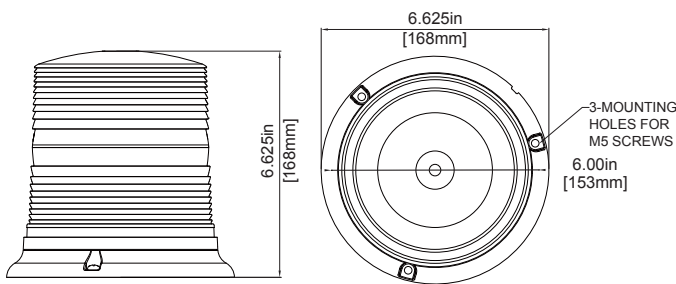


Installation Instructions

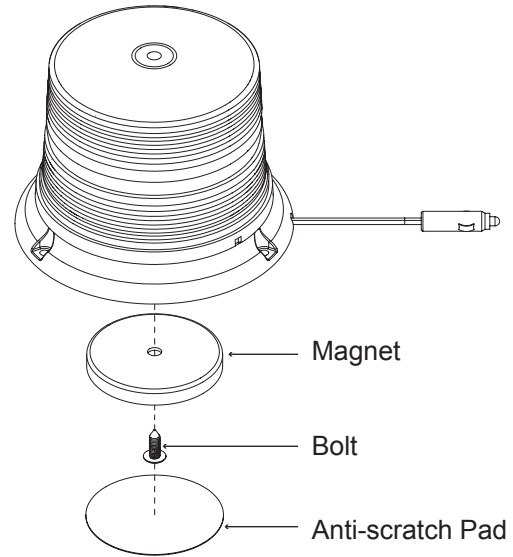
SL695A LED Beacon Temporary/Magnetic Mount

Overall Dimensions



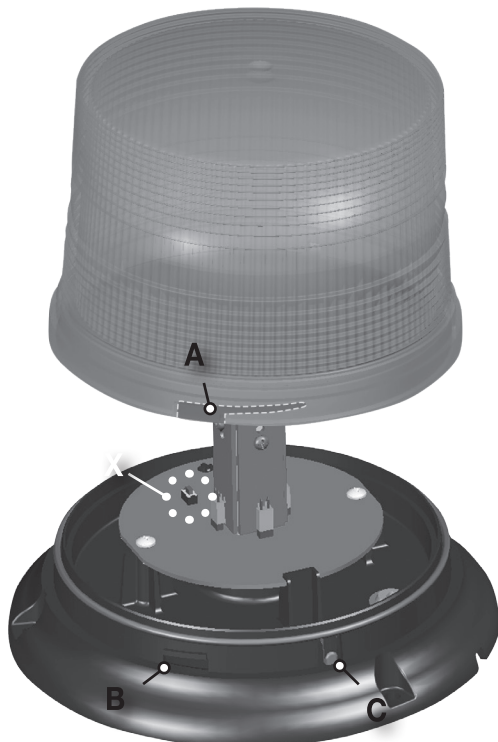
⚠ WARNING

It is not recommended to use magnetically mounted warning devices on the exterior of vehicles in motion. Usage is at the sole risk and responsibility of the user.



⚠ WARNING

Do not look directly into LEDs while in operation; this may cause momentary blindness and/or eye damage.

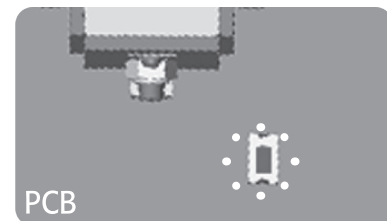


1. Open Beacon

Depress button (C) while twisting dome counter-clockwise, then lift dome.

2. Change Pattern

Momentarily push red button (X) to change to next flash pattern. (see flash pattern chart, reverse)



3. Close Beacon

Align dome indent (A) with base keying feature (B), then twist clockwise.

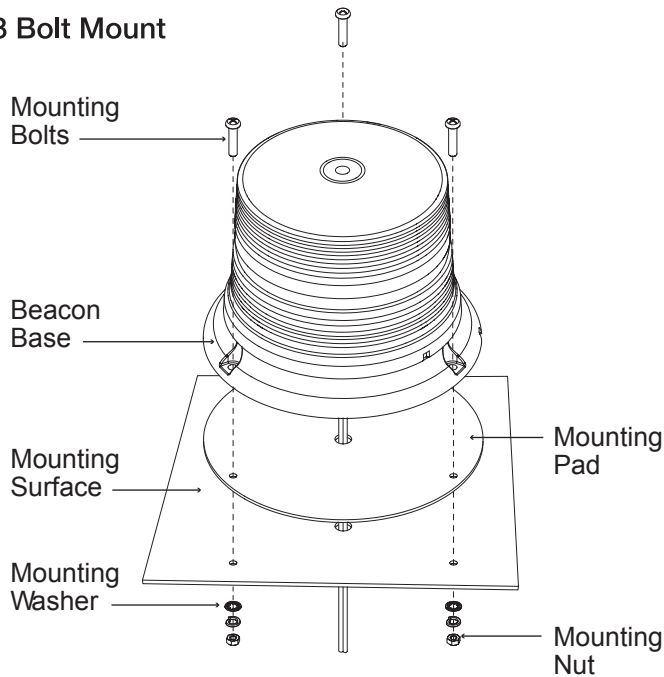
SL696A LED Beacon

Permanent Mount

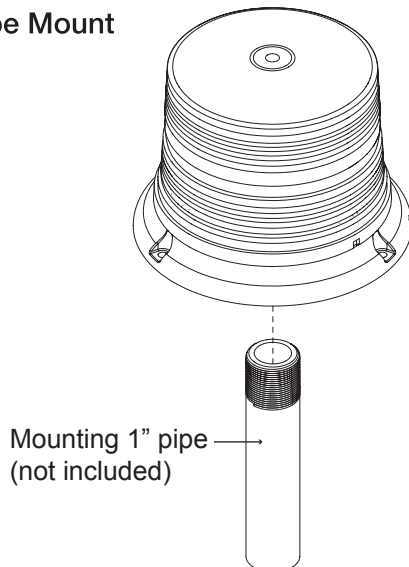
WARNING

Do not look directly into LEDs while in operation; this may cause momentary blindness and/or eye damage.

3 Bolt Mount



1" Pipe Mount



RED:	To +VDC
BLACK:	To Chassis Ground (-)
YELLOW:	Flash Patterns & Synchronization <small>Connect YELLOW wires of all units together for synchronization *All units must be set at the same pattern Momentarily apply +VDC to YELLOW wire: -onces for next pattern -quickly 3 times for reset</small>
NOTE:	Cover all unused, bare wires.

FP#	Flash Patterns
1	Double (2Hz)
2	Single (2Hz)
3	Quad (2Hz)
4	Single
5	Double
6	Quad
7	Quint
8	Mega
9	Ultra
10	Single-Quad
11	Single H/L
12	Steady
13	Single Rotator (150 FPM)
14	Double Rotator (94 FPM)
15	Double Rotator x 5 / Quint x 5

Note: This unit may not be factory set at FP#1.

WARRANTY

Buyers Products Co. warrants all truck/trailer hardware manufactured or distributed by it, to be free from defects in material and workmanship for a period of five years from date of shipment. Parts must be properly installed and used under normal conditions. Any product which has been altered, including modification, misuse, accident or lack of maintenance will not be considered under warranty. Normal wear is excluded. The sole responsibility of Buyers Products Co. under this warranty is limited to repairing or replacing any part or parts which are returned, prepaid, and are found to be defective by Buyers Products Co. Authorization from Buyers Products Co. must be obtained before returning any part. No charges for transportation or labor performed on Buyers' products will be allowed under this warranty.